

Warewashing
hygiene&clean Small Pot & Pan
Washer, DIN 10512 and A0 60 compliant

ITEM # _____

MODEL # _____

NAME # _____

SIS # _____

AIA # _____



506058
(EPPWA060)

* NOT TRANSLATED *

Main Features

- Performance is certified for disinfection level according to DIN 10512 standard (1st and 2nd cycle) and complies with A0 60 level according to EN 15883-1 standard (3rd cycle as Disinfection cycle).
- Built-in atmospheric boiler sized to raise incoming 50 °C water to 90 °C minimum for sanitizing rinse. No external booster is required. Constant temperature of 90 °C throughout the rinsing cycle regardless of the network's water pressure.
- Green light of "WASH SAFE CONTROL" confirms that items have been rinsed properly.
- High efficiency air gap (class A) in water inlet circuit to avoid water being siphoned back contaminating the network is compliant with EN 61770 standard, WRAS, Belgaqua back-flow prevention requirements.
- 180/ 360 second cycles is certified according to DIN 10512 standard. While 480 second cycle complies with A0 60 level according to EN 15883-1 standard which includes final pause to improve the drying result to avoid water residuals on the washed wares.
- 4 washing programs (one program is continual).
- Equipped with 3-sided wash arm in addition to upper and lower revolving arms provides more powerful wash water from all angles for the best cleaning of soiled items.
- Door fold down 180° to easy access to the washing chamber and facilitate daily cleaning.
- Unique temperature interlock guarantees required temperatures in both the wash and final rinse.
- Double skinned insulated wall ensures a low noise level and a reduction in heat loss from the machine.
- Built-in rinse aid and detergent dispenser with automatic initial and continuous cycle loading for perfect result while minimizing service and maintenance needs.
- Automatic self-cleaning cycle to avoid bacteria proliferation.
- State-of-the-art electronic controls with built-in programming, self-diagnostics for serviceability and automatic interior self-cleaning cycle.
- Digital read-out keeps operator informed as to temperatures.
- Fault auto-diagnosis system.
- Low noise level.

Construction

- 304 stainless steel boiler with higher welding protection to increase resistance to corrosion.

APPROVAL: _____

- External connecting board protected by a waterproof plastic box.
- Unit to feature smooth surfaces to facilitate cleaning.
- Easy to remove pump and tank filters.
- Large strainer box above the water surface for frequent cleaning operations.
- 304 AISI stainless steel front and side panels, wash tank, tank filter and wash and rinse arms.
- Unit to include drain pump, detergent and rinse aid dispenser pumps.

Sustainability



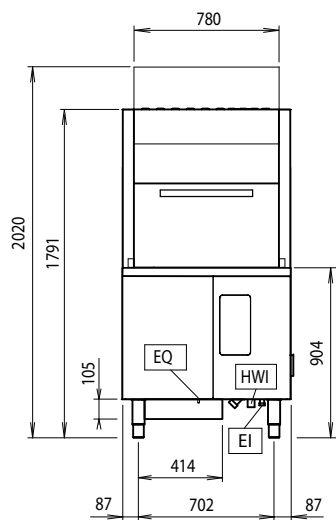
- Pre-arranged to be connected to Energy Management device.

Included Accessories

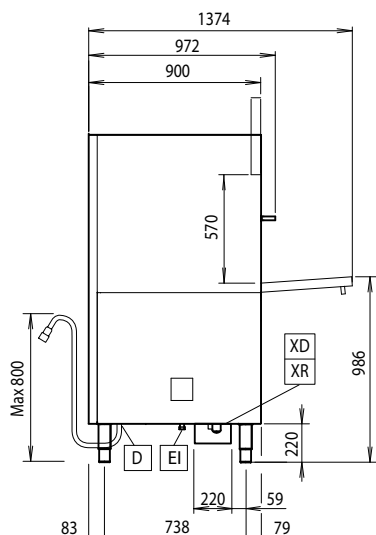
- | | |
|--|------------|
| • 1 of EXTRA RACK FOR CONTAINERS AND TRAYS | PNC 864182 |
| • 1 of S/S BASKET FOR POT WASHER, 688 MM | PNC 864191 |
| • 1 of Basket for 12 soup bowls - green | PNC 867000 |

Optional Accessories

- | | | |
|---|------------|--------------------------|
| • FILTER FOR TOTAL DEMINERALIZATION | PNC 864015 | <input type="checkbox"/> |
| • Filter for partial demineralization | PNC 864017 | <input type="checkbox"/> |
| • Kit to measure total and partial water hardness | PNC 864050 | <input type="checkbox"/> |
| • EXTRA RACK FOR CONTAINERS AND TRAYS | PNC 864182 | <input type="checkbox"/> |
| • S/S BASKET FOR POT WASHER, 688 MM | PNC 864191 | <input type="checkbox"/> |
| • Filter for total demineralization | PNC 864367 | <input type="checkbox"/> |
| • KIT FOR 9 TRAYS IN POTWASHER | PNC 864471 | <input type="checkbox"/> |

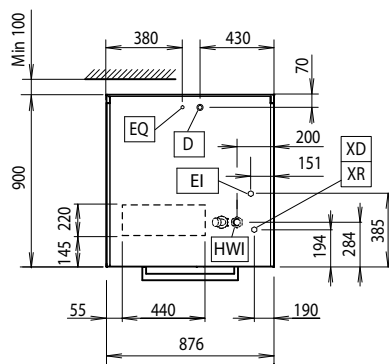


Front



Side

CWI1	= Cold Water inlet 1 (cleaning)	XD	= Detergent connection
D	= Drain	XR	= Rinse aid connection
EI	= Electrical inlet (power)		
EO	= Electrical Outlet		
HWI	= Hot water inlet		
WI	= Water inlet		



Top

Electric

Supply voltage:	400 V/3N ph/50 Hz
Convertible to:	230V 3~
Default Installed Power:	13 kW
Boiler heating elements:	
Tank heating elements:	7 kW
Wash pump power:	2.5 kW

Water:

Pressure, bar min/max:	0.5-7 bar
Water supply temperature*:	50 °C
Washing tank capacity (lt):	95
Boiler Capacity (lt):	18

Key Information:

Rinsing water consumption (per cycle):	7 lt
Duration cycle*:	180/360/480/inf sec.
Washing cycle temperature:	77 °C
Hot rinse cycle temperature:	90 °C
Baskets per hour (fast*/glasses*/multipurpose& cups/intensive*/MyEco):	20 / 0 / / /
Cell dimensions - width:	670 mm
Cell dimensions - depth:	710 mm
Cell dimensions - height:	570 mm
External dimensions, Width:	876 mm
External dimensions, Depth:	900 mm
External dimensions, Height:	1791 mm
Net weight:	200 kg
Shipping weight:	246 kg
Shipping height:	2030 mm
Shipping width:	1010 mm
Shipping depth:	1020 mm
Shipping volume:	2.09 m³
N° of working cycles:	4